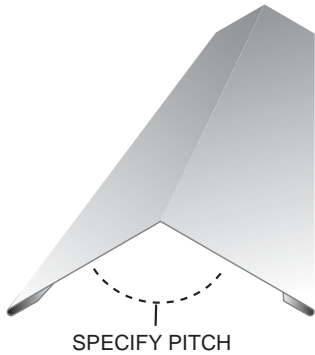






Metal Building Trim


NCI Metal Depots' metal building trim is top quality 26-gauge steel protected by a thin, strippable film applied to protect against scratches during transportation and installation.




Flat Ridgeline
26-gauge, 10'2" FL-38




Die-Formed Ridgeline
26-gauge, 3'0"
"R" Panel (shown) FL-51
"U" Panel FL-52



Sculptured Rake
26-gauge, 20'2"
"R" Panel FL-16D
"U" Panel FL-15D



Corner Trim
"R" Panel, 14'0" FL-832
"U" Panel, 14'0" FL-842



2" x 2" Angle Trim (Inside)
10'2" FL-28



Sculptured Rake Endcaps
"R" Panel FL-16A
"U" Panel FL-15A




www.metaldepots.com


Metal Building Trim



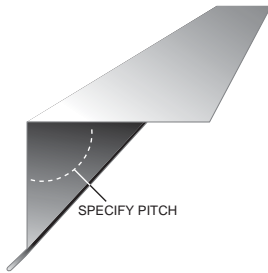
2" x 2" Angle Trim (Outside)
10'2" FL-27




Jamb Trim
"R" Panel, 10'2" FL-23
"U" Panel, 10'2" FL-21



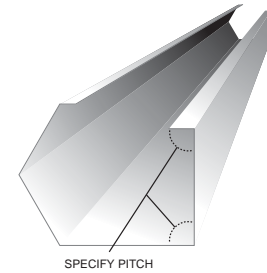
Head Trim
"R" Panel, 10'4" FL-26
"U" Panel, 10'4" FL-514A



Eave Trim
20'2" FL-19A




Peak Box
"R" Panel FL-16B
"U" Panel FL-15C



Sculptured Hang-On Gutter
"R" Panel, 20'2" FL-180
"U" Panel, 20'2" FL-512C



Sculptured Gutter Endcaps
FL-18A



Gutter Straps
12" FL-893



Flat Sheet
Available in Signature 200 colors
26-gauge, 42 3/4" x 10'2"



Downspout with Kick-out
14'0" FL-31E



Downspout without Kick-out
14'0" FL-31B



Downspout (Offsets)
FL-35



Downspout Straps
FL-797